



Mod. CA3 3025


comac

MACHINES FOR BENDING

PLATE BENDING MACHINES

Series CA3

CA3/B 2006



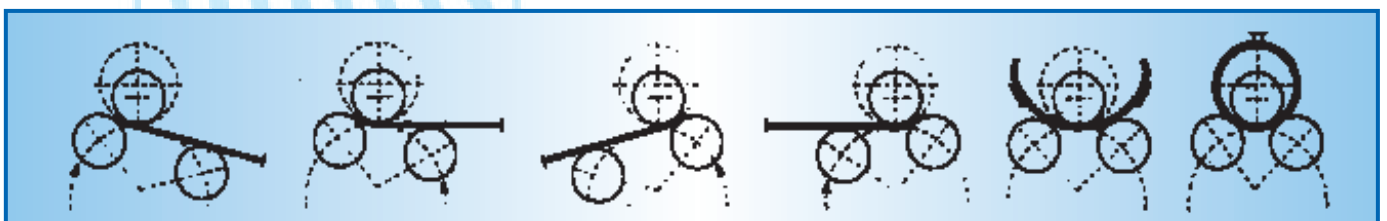
DOUBLE PINCH THREE-ROLL PLATE BENDING MACHINES SERIES CA3




CA3 3025

Specifications:

- All three rolls are hydraulically driven and journalled in roller bearings.
- The lower rolls are independently adjustable via hydraulic rams: this design enables to prebend both the leading and the trailing end without need to remove the plate from the rolls, turn it and re-insert it.
- The compensation of the peripheral feeding speeds is done automatically by a slip clutch or by the hydraulic system.
- The drop end for removal of the rolled plate is hydraulically actuated.
- The frame of the machine is made of fabricated and machined heavy gauge steel plate to insure maximum rigidity.
- The hydraulic power unit is located in the frame of the machine and is protected by overload relief valves.
- All machine operations are actuated from the control station, including tilting of the lower rolls for cone rolling and parallel levelling.





Cone rolling attachment




Swinging control station version CA3/B

STANDARD EQUIPMENT

- Cone rolling attachment
- Outboard extended shafts to insert rolls for section bending
- Hydraulic lever controls on a swinging station mounted on the drop-end frame (version CA3/B) or push-button controls on a movable station separate from the machine (version CA3).
- Two digital readouts (version CA3)

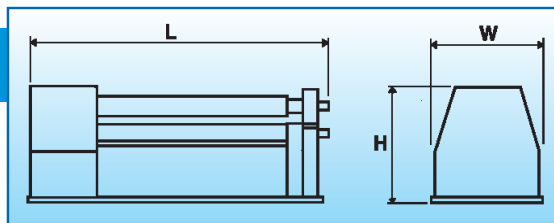
OPTIONAL EQUIPMENT

- Induction hardened rolls
- Additional digital readouts
- Rolls for section bending
- Feeding tables, overhead and lateral supports for rolled plate
- Side fixtures for initial alignment of plate
- Variable feeding speed
- Length of rolls differing from standard models



CAPACITIES AND SPECIFICATIONS

CA3 - THREE-ROLL DOUBLE INITIAL PINCH HYDRAULIC PLATE BENDING MACHINE



| Model CA3 | Length off rolls | Prebending capacity to bending diameter | | Rolling capacity to bending diameter | | Diameter off rolls | | Power (kW) | Weight (ton) | Dimensions (approx.) | | |
|-----------|------------------|---|--------------|--------------------------------------|--------------|--------------------|-------------|------------|--------------|----------------------|------|------|
| | | 1,5 x top roll | 3 x top roll | 5 x top roll | over 3000 mm | top roll | lower rolls | | | L | W | H |
| CA3 2006 | 2050 | 6 | 8 | 10 | 12 | 200 | 180 | 5,5 | 3,6 | 2900 | 1200 | 1300 |
| CA3 2008 | 2050 | 8 | 11 | 13 | 15 | 220 | 190 | 5,5 | 3,9 | 2900 | 1200 | 1300 |
| CA3 2010 | 2050 | 10 | 13 | 15 | 17 | 250 | 230 | 7,5 | 5,0 | 3000 | 1350 | 1350 |
| CA3 2012 | 2050 | 12 | 16 | 18 | 20 | 280 | 260 | 11 | 7,6 | 3900 | 1400 | 1600 |
| CA3 2015 | 2050 | 15 | 20 | 22 | 24 | 300 | 280 | 11 | 8,0 | 3900 | 1400 | 1600 |
| CA3 2017 | 2050 | 17 | 23 | 25 | 27 | 330 | 310 | 15 | 9,7 | 4200 | 1600 | 1800 |
| CA3 2020 | 2050 | 20 | 26 | 29 | 31 | 350 | 330 | 15 | 10,6 | 4200 | 1500 | 1800 |
| CA3 2025 | 2050 | 25 | 31 | 36 | 38 | 380 | 350 | 18,5 | 15,6 | 4500 | 2000 | 2100 |
| CA3 2030 | 2050 | 30 | 37 | 44 | 46 | 420 | 380 | 18,5 | 16,5 | 4500 | 2000 | 2100 |
| CA3 2035 | 2050 | 35 | 43 | 51 | 53 | 470 | 450 | 22 | 23 | 4700 | 2100 | 2400 |
| CA3 2505 | 2550 | 5 | 7 | 8 | 10 | 200 | 180 | 5,5 | 4,0 | 3400 | 1200 | 1300 |
| CA3 2506 | 2550 | 6 | 8 | 10 | 12 | 220 | 190 | 5,5 | 4,5 | 3400 | 1200 | 1300 |
| CA3 2508 | 2550 | 8 | 11 | 13 | 15 | 250 | 230 | 7,5 | 5,5 | 3500 | 1350 | 1350 |
| CA3 2510 | 2550 | 10 | 13 | 15 | 17 | 280 | 260 | 11 | 8,4 | 4400 | 1400 | 1600 |
| CA3 2512 | 2550 | 12 | 16 | 18 | 20 | 300 | 280 | 11 | 9,0 | 4400 | 1400 | 1600 |
| CA3 2515 | 2550 | 15 | 20 | 22 | 24 | 330 | 310 | 15 | 10,8 | 4700 | 1600 | 1800 |
| CA3 2517 | 2550 | 17 | 23 | 25 | 27 | 350 | 330 | 15 | 11,8 | 4700 | 1500 | 1800 |
| CA3 2520 | 2550 | 20 | 26 | 29 | 31 | 380 | 350 | 18,5 | 16,8 | 5000 | 2000 | 2100 |
| CA3 2525 | 2550 | 25 | 31 | 36 | 38 | 420 | 380 | 18,5 | 18,0 | 5000 | 2000 | 2100 |
| CA3 2530 | 2550 | 30 | 37 | 44 | 46 | 470 | 450 | 22 | 25 | 5200 | 2100 | 2400 |
| CA3 3004 | 3100 | 4 | 6 | 7 | 8 | 200 | 180 | 5,5 | 4,5 | 3900 | 1200 | 1300 |
| CA3 3005 | 3100 | 5 | 7 | 8 | 10 | 220 | 190 | 5,5 | 4,8 | 3900 | 1200 | 1300 |
| CA3 3006 | 3100 | 6 | 8 | 10 | 12 | 250 | 230 | 7,5 | 6,0 | 4000 | 1350 | 1350 |
| CA3 3008 | 3100 | 8 | 11 | 13 | 15 | 280 | 260 | 11 | 9,2 | 4900 | 1400 | 1600 |
| CA3 3010 | 3100 | 10 | 13 | 15 | 17 | 300 | 280 | 11 | 9,8 | 4900 | 1400 | 1600 |
| CA3 3012 | 3100 | 12 | 16 | 18 | 20 | 330 | 310 | 15 | 12,0 | 5200 | 1600 | 1800 |
| CA3 3015 | 3100 | 15 | 20 | 22 | 24 | 350 | 330 | 15 | 13,0 | 5200 | 1500 | 1800 |
| CA3 3017 | 3100 | 17 | 23 | 25 | 27 | 380 | 350 | 18,5 | 18,0 | 5500 | 2000 | 2100 |
| CA3 3020 | 3100 | 20 | 26 | 29 | 31 | 420 | 380 | 18,5 | 19,5 | 5500 | 2000 | 2100 |
| CA3 3025 | 3100 | 25 | 31 | 36 | 38 | 470 | 450 | 22 | 27 | 5700 | 2100 | 2400 |
| CA3 4002 | 4050 | 2 | 3 | 3,5 | 4 | 200 | 180 | 5,5 | 5,4 | 4900 | 1200 | 1300 |
| CA3 4003 | 4050 | 3 | 4 | 4,5 | 5 | 220 | 190 | 5,5 | 5,7 | 4900 | 1200 | 1300 |
| CA3 4004 | 4050 | 4 | 6 | 7 | 8 | 250 | 230 | 7,5 | 7,0 | 5000 | 1350 | 1350 |
| CA3 4005 | 4050 | 5 | 7 | 8 | 10 | 280 | 260 | 11 | 10,8 | 5900 | 1400 | 1600 |
| CA3 4006 | 4050 | 6 | 8 | 10 | 12 | 300 | 280 | 11 | 11,6 | 5900 | 1400 | 1600 |
| CA3 4008 | 4050 | 8 | 11 | 13 | 15 | 330 | 310 | 15 | 14,0 | 6200 | 1600 | 1800 |
| CA3 4010 | 4050 | 10 | 13 | 15 | 17 | 350 | 330 | 15 | 15,5 | 6200 | 1500 | 1800 |
| CA3 4012 | 4050 | 12 | 16 | 18 | 20 | 380 | 350 | 18,5 | 20,5 | 6500 | 2000 | 2100 |
| CA3 4015 | 4050 | 15 | 20 | 22 | 24 | 420 | 380 | 18,5 | 22,5 | 6500 | 2000 | 2100 |
| CA3 4017 | 4050 | 17 | 23 | 25 | 27 | 470 | 450 | 22 | 31 | 6700 | 2100 | 2400 |

All data are indicative and subject to be modified without prior notice. Capacities and dimensions in mm, unless otherwise indicated.
 All capacities are referred to mild steel plate yield point 240 N/mm².
 Minimum bending diameter is 1,5 x top roll diameter at maximum capacity. With thinner plate, the bending diameter can be reduced.



comac

MACHINES FOR BENDING

Strada Chieri, 66
 14019 VILLANOVA D'ASTI - ITALY
 Tel. ++39.0141.946622 - Fax ++39.0141.946626
 E-mail: info@comac-italy.com
www.comac-italy.com

Comac designs its machines looking forward to the future.

DISTRIBUTED BY: