



Mod. CA4 3005 CN8A


comac

MACHINES FOR BENDING


PLATE BENDING MACHINES

Series CA4

CA4 4003



DOUBLE PINCH FOUR-ROLL PLATE BENDING MACHINES SERIES CA4



Specifications:

- The two central rolls are hydraulically driven by independent motors (one for each roll)
- All rolls are journalled in roller bearings.
- The lateral rolls are independently adjustable via hydraulic rams: this design enables to prebend both the leading and the trailing end without need to remove the plate from the rolls, turn it and re-insert it.
- The compensation of the peripheral feeding speeds is done automatically by the hydraulic system.
- The drop end for removal of the rolled plate is hydraulically actuated..
- The frame of the machine is made of fabricated and machined heavy gauge steel plate to insure maximum rigidity.
- The hydraulic power unit is located in the frame of the machine and is protected by overload relief valves.
- All machine operations are actuated from the control desk, including the tilting of the lower rolls for cone rolling and the parallel levelling.



CA4 3008




STANDARD EQUIPMENT

- Push-button controls on a movable station separate from the machine
- Six digital readouts

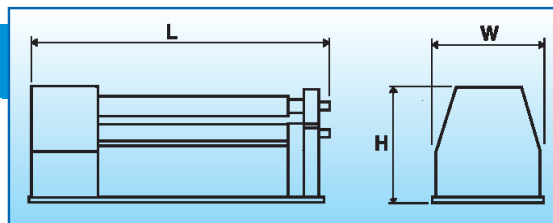
OPTIONAL EQUIPMENT

- Induction hardened rolls
- Numerical Control
- Cone rolling attachment
- Feeding tables, overhead and lateral supports for rolled plate
- Variable feeding speed
- Length of rolls differing from standard models



CAPACITIES AND SPECIFICATIONS

CA4 - FOUR-ROLL DOUBLE INITIAL PINCH HYDRAULIC PLATE BENDING MACHINE



Model CA4	Length of rolls	Prebending capacity to bending diameter		Rolling capacity to bending diameter		Diameter of rolls		Power (kW)	Weight (ton)	Dimensions (approx.)		
		1,5 x top roll	3 x top roll	5 x top roll	over 3000 mm	central rolls	lateral rolls			L	W	H
CA4 2006	2050	6	8	10	12	220	190	5,5	5,2	3500	1300	1400
CA4 2008	2050	8	11	13	15	240	210	5,5	5,5	3500	1400	1500
CA4 2010	2050	10	13	15	17	270	240	7,5	7	3900	1600	1600
CA4 2012	2050	12	16	18	20	300	260	11	9,5	4100	1800	1700
CA4 2015	2050	15	20	22	24	320	280	15	10,8	4100	1900	1700
CA4 2017	2050	17	23	25	27	370	340	18,5	13,5	4200	2000	1900
CA4 2020	2050	20	26	29	31	390	350	18,5	14	4200	2100	1900
CA4 2025	2050	25	31	36	38	420	380	22	20,5	4500	2600	2400
CA4 2030	2050	30	37	44	46	460	410	22	21,5	4500	2600	2400
CA4 2035	2050	35	43	51	53	510	450	30	27	4800	2800	2500
CA4 2505	2550	5	7	8	10	220	190	5,5	6	4000	1300	1400
CA4 2506	2550	6	8	10	12	240	210	5,5	6,3	4000	1400	1500
CA4 2508	2550	8	11	13	15	270	240	7,5	8	4400	1600	1600
CA4 2510	2550	10	13	15	17	300	260	11	11,4	4700	1800	1700
CA4 2512	2550	12	16	18	20	320	280	15	12	4700	1900	1700
CA4 2515	2550	15	20	22	24	370	340	18,5	15,3	4800	2000	1900
CA4 2517	2550	17	23	25	27	390	350	18,5	16	4800	2100	1900
CA4 2520	2550	20	26	29	31	420	380	22	23	5000	2600	2400
CA4 2525	2550	25	31	36	38	460	410	22	24,2	5000	2600	2400
CA4 2530	2550	30	37	44	46	510	450	30	30	5200	2800	2500
CA4 3004	3100	4	6	7	8	220	190	5,5	6,8	4500	1300	1400
CA4 3005	3100	5	7	8	10	240	210	5,5	7,1	4500	1400	1500
CA4 3006	3100	6	8	10	12	270	240	7,5	9,1	5000	1600	1600
CA4 3008	3100	8	11	13	15	300	260	11	12,3	5200	1800	1700
CA4 3010	3100	10	13	15	17	320	280	15	13,2	5200	1900	1700
CA4 3012	3100	12	16	18	20	370	340	18,5	17,5	5400	2000	1900
CA4 3015	3100	15	20	22	24	390	350	18,5	18	5400	2100	1900
CA4 3017	3100	17	23	25	27	420	380	22	25	5600	2600	2400
CA4 3020	3100	20	26	29	31	460	410	22	27	5600	2600	2400
CA4 3025	3100	25	31	36	38	510	450	30	34	5900	2800	2500
CA4 4005	4050	5	7	8	10	300	260	11	14,5	6000	1800	1700
CA4 4006	4050	6	8	10	12	320	280	15	16	6200	1900	1700
CA4 4008	4050	8	11	13	15	370	340	18,5	21,5	6200	2000	1900
CA4 4010	4050	10	13	15	17	390	350	18,5	22	6300	2100	1900
CA4 4012	4050	12	16	18	20	420	380	22	30	6500	2600	2400
CA4 4015	4050	15	20	22	24	460	410	22	32,5	6500	2600	2400
CA4 4017	4050	17	23	25	27	510	450	30	40	6800	2800	2500

All data are indicative and subject to be modified without prior notice. Capacities and dimensions in mm, unless otherwise indicated.
 All capacities are referred to mild steel plate yield point 240 N/mm².
 Minimum bending diameter is 1,5 x top roll diameter at maximum capacity. With thinner plate, the bending diameter can be reduced.



comac

MACHINES FOR BENDING

Strada Chieri, 66
 14019 VILLANOVA D'ASTI - ITALY
 Tel. ++39.0141.946622 - Fax ++39.0141.946626
 E-mail: info@comac-italy.com
www.comac-italy.com

Comac designs its machines looking forward to the future.

DISTRIBUTED BY: